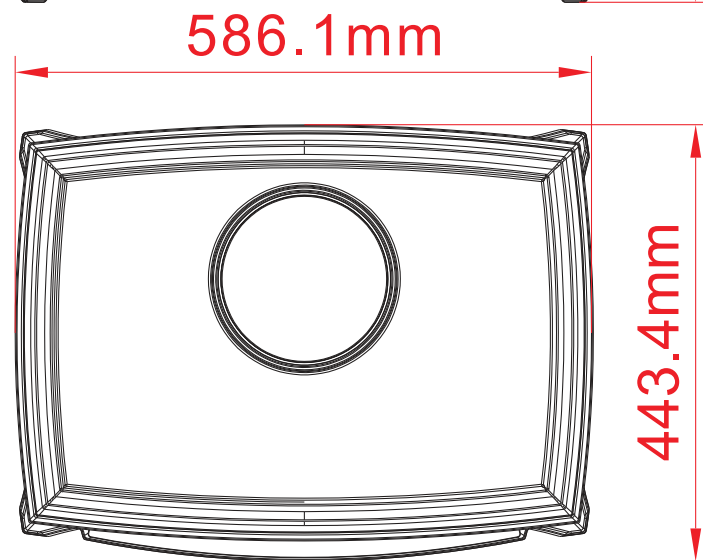




### TECHNICAL SPECIFICATIONS

VOLTS	120	
AMPS	12.5	
WATTS	1500	
HEATER	HIGH	1500 watts
	LOW	750 watts
NO HEATER	19 watts	
LAMPS	TYPE	LED
	WATTS	
	TOTAL WATTS	19 watts
ROTOR MOTOR	1 at 5 watts	
HEIGHT,WIDTH,DEPTH	28 1/4" x 23 1/8" x 17 1/2"	
GLASS VIEWING OPENING	00" X 00 0/0"	
GLASS SIZE	13 1/8" X 16 3/8"	
SHIPPING SIZE	16 6/8" x 23 3/8" x 25 5/8"	
SHIPPING WEIGHT	123.5 lbs	
	UNIT	114.9 lbs
GLASS FRONT	Included	
PLUG LOCATION	Left Side	
CORD LENGTH	76"	
APPROX. HEATING AREA	400 sq ft	

*Amantii*

SERIES	MODEL		REV
	E50		1
SCALE 1"=1'-0"	DATE: 9/21/2019	SHEET 1 OF 1	



**TECHNICAL SPECIFICATIONS**

VOLTS		120
AMPS		12.5
WATTS		1500
HEATER	HIGH	1500 watts
	LOW	750 watts
NO HEATER		19 watts
LAMPS	TYPE	LED
	WATTS	
	TOTAL WATTS	19 watts
ROTOR MOTOR		1 at 5 watts
HEIGHT,WIDTH,DEPTH		71.7 x 58.6 x 44.3 cm
GLASS VIEWING OPENING		00 X 00 cm
GLASS SIZE		33.3 X 41.7 cm
SHIPPING SIZE		42.5 x 59.5 x 65.2 cm
SHIPPING WEIGHT		56 Kgs
	UNIT	52.1 Kgs
GLASS FRONT		Included
PLUG LOCATION		Left Side
CORD LENGTH		193 cm
APPROX. HEATING AREA		37 sqm

*Amantii*

SERIES	MODEL		REV
	E50		1
SCALE 1:12	DATE: 9/21/2019	SHEET 1 OF 1	